

Litter quality, stream characteristics and litter diversity influence decomposition rates and macroinvertebrates

CARRI J. LEROY*[†] AND JANE C. MARKS[†]

*The Evergreen State College, Olympia, WA, U.S.A.

[†]Department of Biological Sciences, Northern Arizona University, Flagstaff, AZ, U.S.A.

SUMMARY

1. We examined the relative importance of litter quality and stream characteristics in determining decomposition rate and the macroinvertebrate assemblage living on autumn-shed leaves.
2. We compared the decomposition rates of five native riparian tree species (*Populus fremontii*, *Alnus oblongifolia*, *Platanus wrightii*, *Fraxinus velutina* and *Quercus gambelii*) across three south-western streams in the Verde River catchment (Arizona, U.S.A.). We also compared the decomposition of three- and five-species mixtures to that of single species to test whether plant species diversity affects rate.
3. Decomposition rate was affected by both litter quality and stream. However, litter quality accounted for most of the variation in decomposition rates. The relative importance of litter quality decreased through time, explaining 97% of the variation in the first week but only 45% by week 8. We also found that leaf mixtures decomposed more quickly than expected, when all the species included were highly labile or when the stream environment led to relatively fast decomposition.
4. In contrast to decomposition rate, differences in the invertebrate assemblage were more pronounced across streams than across leaf litter species within a stream. We also found significant differences between the invertebrate assemblage colonising leaf mixtures compared with that colonising pure species litter, indicating non-additive properties of litter diversity on stream invertebrates.
5. This study shows that leaf litter diversity has the capacity to affect in-stream decomposition rates and stream invertebrates, but that these effects depend on both litter quality and stream characteristics.

Keywords: leaf decomposition, litter diversity, litter mixtures, macroinvertebrate assemblages, stream comparison

Introduction

Leaf litter subsidies to aquatic ecosystems provide large quantities of energy to headwater streams that typically exhibit low levels of primary productivity (Petersen & Cummins, 1974; Vannote *et al.*, 1980). Leaf breakdown in streams is controlled mainly by two factors, litter inputs (litter quality, quantity and

timing) and biotic or abiotic differences among streams (Webster & Benfield, 1986). The species composition of riparian forests can alter the quality, quantity and temporal dynamics of leaf litter resources. For example, litter from different tree species decomposes at significantly different rates in streams (Webster & Benfield, 1986; Ostrofsky, 1997; Webster *et al.*, 1999) and supports different microbial (Baldy, Gessner & Chauvet, 1995; Wallace *et al.*, 1997; Hieber & Gessner, 2002) and invertebrate assemblages (Wallace, Webster & Cuffney, 1982; Cummins *et al.*, 1989; Graça, 2001).

Correspondence: Carri J. LeRoy, The Evergreen State College, Lab I, 1065E, 2700 Evergreen Parkway NW, Olympia, WA 98505, U.S.A. E-mail: LeRoyC@evergreen.edu

Catchment characteristics and water quality can also affect leaf litter decomposition rates (Chergui & Pattee, 1988; Maamri *et al.*, 2001; Sponseller & Benfield, 2001). Commonly, decomposition experiments show that, within a stream, upstream reaches have a greater capacity to break down litter than downstream reaches (Minshall *et al.*, 1983; Fleituch, 2001) and that breakdown in high-velocity microhabitats, such as riffles, is faster than in pools (Stout & Coburn, 1989). Leaf litter breaks down faster in streams that are hard (Jenkins & Suberkropp, 1995; Suberkropp & Chauvet, 1995), alkaline (Jenkins & Suberkropp, 1995), warm (Dangles & Guérol, 2001) or have high nutrient concentrations (Meyer & Johnson, 1983; Suberkropp & Chauvet, 1995).

Understanding the relative contribution of these two sources of variability (litter quality and stream characteristics) and their interactions will elucidate the main factors affecting variability in the process of decomposition and associated macroinvertebrate composition on leaf litter. Other studies that have examined the interaction between litter quality and stream characteristics in determining decomposition have shown mixed results. Some studies show interactions between leaf species and site, where decomposition rate of the same species differs among streams (Carpenter, Odum & Mills, 1983; Minshall *et al.*, 1983; Benfield *et al.*, 1991), whereas others show no such interaction (Francis *et al.*, 1983; Cortes, Graça & Monzón, 1994; Whiles & Wallace, 1997; Pozo *et al.*, 1998; Benfield *et al.*, 2001).

Plant species diversity may produce non-additive patterns of decomposition that would not be predicted by patterns of decomposition of single species. The few studies that have directly tested for effects of litter diversity in aquatic ecosystems have found inconsistent results. Some studies show no difference between the decomposition rate of species in mixture when compared with the rates for single species (Leff & McArthur, 1989; Ashton, Hogarth & Ormond, 1999), whereas others show that decomposition is slower (Jonsson & Malmqvist, 2003; Swan & Palmer, 2004), suggesting that any diversity effect is simply a function of the species present. The effects of diversity on decomposition may also be context-dependent, change seasonally or be a function of detritivore preference (Swan & Palmer, 2004). Research in terrestrial ecosystems is more extensive but also shows idiosyncratic patterns in which effects of

diversity depend on both species and environment (Briones & Ineson, 1996; Finzi & Canham, 1998; Hansen, 1999; Kaneko & Salamanca, 1999; Zimmer, 2002; Dalias, Mprezetou & Troumbis, 2003; Hoorens, Aerts & Stroetenga, 2003).

We tested for the relative importance of litter quality versus stream characteristics on decomposition and the macroinvertebrate assemblage and whether the effects of leaf diversity on ecosystem function are dependent on the stream environment. In three south-western U.S. streams within 71 km of each other, we compared decomposition rates and macroinvertebrate assemblages for five native litter species and a mixture of all five litter species. The five litter species are the dominant trees found in headwater streams of the Colorado Plateau and the streams represent the range of perennial headwater streams in the area. We predicted that (i) different species of leaves would decompose at different rates and harbour different invertebrate assemblages because of differences in initial litter quality, (ii) breakdown of these leaf species would differ between streams because of contrasting water quality and macroinvertebrate assemblages, (iii) mixtures of litter species would decompose in all three streams at rates not predicted by the rate of decomposition of the individual species and would be colonised by different invertebrate assemblages than expected from single leaf species and (iv) litter species would account for a higher proportion of the variance in decomposition than differences among streams.

Methods

Site descriptions

The three streams included in this project, Fossil Creek, Oak Creek and Wet Beaver Creek, are in the upper Verde River catchment (14 100 km²) and flow off the south-western edge of the Colorado Plateau in north central Arizona, U.S.A. (Fig. 1). Specific sites include Oak Creek's confluence with Pumphouse Wash (35°02'N, 111°43'W), Wet Beaver Creek 1.5 km above Arizona state road 179 (34°41'N, 111°41'W) and 1 km above the bridge connecting the Tonto and Coconino National Forests at Fossil Creek (34°24'N, 111°38'W).

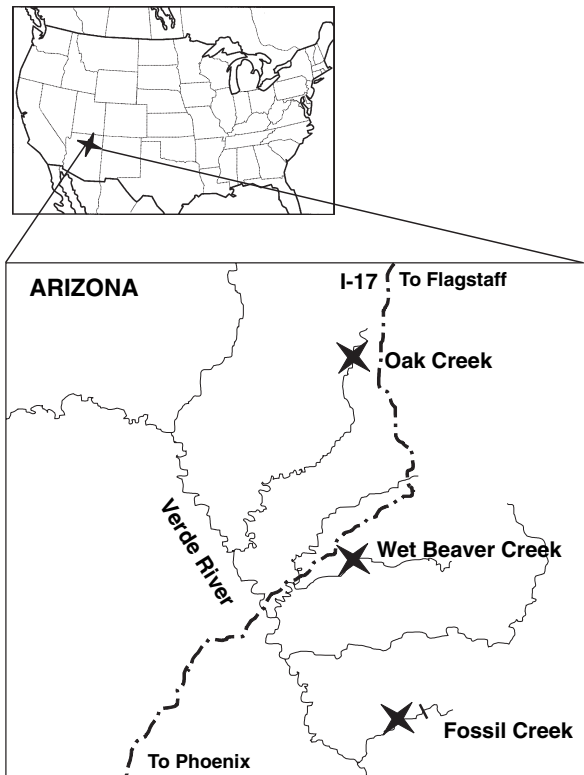


Fig. 1 Map of study area showing the northern section of the Verde River catchment (Arizona, U.S.A.) and the three study streams, Oak Creek, Wet Beaver Creek and Fossil Creek. Map courtesy of Brett Dickson, Colorado State University.

Riparian vegetation is similar at all three locations and includes Fremont cottonwood (*Populus fremontii* S. Wats.), narrowleaf cottonwood (*Populus angustifolia*

James), Arizona alder (*Alnus oblongifolia* Torr.), box elder (*Acer negundo* L.), Gambel oak (*Quercus gambelii* Nutt.), Arizona sycamore (*Platanus wrightii* S. Wats), velvet ash (*Fraxinus velutina* Torr.), coyote willow (*Salix exigua* Nutt.) and Goodding's willow (*Salix gooddingii* Ball).

The three streams are representative of the variation in perennial headwater streams in northern Arizona and demonstrate an altitudinal gradient from 2333 to 866 m a.s.l. The highest altitude stream, Oak Creek, has an average annual flow of 368 L s^{-1} . Wet Beaver Creek's average annual flow is 340 L s^{-1} and, although base flow at Fossil Creek is 1218 L s^{-1} , a 10-m diversion dam reduced its average annual flow to approximately 56 L s^{-1} at the location used in this study. Geomorphology of all three streams is similar, consisting of Palaeozoic sandstones and Tertiary igneous formations, giving all three streams high alkalinity. Only Fossil Creek, however, exhibits active travertine deposition at the study location, as well as geothermally regulated temperature from its spring source. Water quality parameters were measured four times during the study period using a Hydrolab minisonde (Hydrolab-Hach Corporation, Loveland, CO, U.S.A.). Temperature, pH, total dissolved solids, specific conductivity and salinity were measured at each harvest date in each stream (Table 1), while dissolved oxygen measurements at the same time unfortunately were unreliable. Three replicate water samples were collected from the study locations in 250-mL plastic bottles for nutrient and ionic analyses,

Table 1 Physical and water chemistry characteristics for Fossil Creek, Oak Creek and Wet Beaver Creek (Arizona, U.S.A.) from 20 January 2002 to 12 April 2002. All measurements were taken between 9:00 AM and 2:00 PM on each harvest day ($n = 5$).

Parameter	Fossil Creek	Wet Beaver Creek	Oak Creek
Altitude (m a.s.l.)	1133	1400	1945
Average annual flow (L s^{-1})	56	340	368
Mean temperature ($^{\circ}\text{C}$)	$12.63 \pm 0.18^*$	8.04 ± 0.31	7.86 ± 0.22
Minimum temperature ($^{\circ}\text{C}$)	11.92	6.41	6.46
Maximum temperature ($^{\circ}\text{C}$)	14.62	17.1	13.45
Salinity (ppt)	$0.33 \pm 0.001^*$	0.12 ± 0.000	0.13 ± 0.0008
pH	8.26 ± 0.02	8.12 ± 0.04	8.12 ± 0.04
Total dissolved solids (g L^{-1})	$0.414 \pm 0.0005^*$	0.164 ± 0.0002	0.167 ± 0.0004
Specific conductivity ($\mu\text{S cm}^{-1}$)	$646 \pm 0.71^*$	255 ± 0.32	259 ± 0.84
Ammonium ($\text{mg NH}_4^+ \text{ L}^{-1}$)	$<0.02^\dagger$	$<0.02^\dagger$	$0.1240 \pm 0.01^{*,\dagger}$
Nitrate ($\text{mg NO}_3^- \text{ L}^{-1}$)	$0.1126 \pm 0.002^\dagger$	$<0.02^\dagger$	$0.2780 \pm 0.01^{*,\dagger}$
Phosphate ($\text{mg PO}_4^{3-} \text{ L}^{-1}$)	$0.0441 \pm 0.01^\dagger$	$0.0566 \pm 0.02^\dagger$	$0.1692 \pm 0.02^{*,\dagger}$

Values represent mean ± 1 SE except for altitude, flow and minimum/maximum temperatures.

*Mean values that differed significantly from the two other values (ANOVA, Tukey's HSD) for that parameter $P < 0.001$.

†Average annual water chemistry measures taken following the study period, in the autumn/winter of 2003–04.

filtered through a 0.4- μm -glass microfibre filter and acidified to a pH < 2.0 with sulphuric acid. Water analyses were conducted in the laboratory using a Technicon Auto Analyser II (Technicon Instruments Corporation, Tarrytown, NY, U.S.A.).

Litter collection and chemistry

Five riparian species that were common and dominant in the three drainages and that would provide a gradient of predicted decomposition rates were selected. The predicted order of decomposition rates was based on reported differences at the family level and was as follows: velvet ash > Arizona alder > Fremont cottonwood > Arizona sycamore > Gambel oak (Webster & Benfield, 1986). Leaves were collected just after abscission through natural leaf fall into hanging perforated tarpaulines strung among trees at Wet Beaver Creek in the autumn of 2001 ($n = 5$). Multiple tarpaulines were hung under the canopies of these five species to ensure the collection of leaves from several individual trees. This leaf litter was used at all three sites to compare leaf decomposition rates of the same litter among streams.

Leaf litter for initial chemical analyses was air-dried and ground in a Wiley Mill (Thomas Scientific, Swedesboro, NJ, U.S.A.) to 425 μm . Subsamples (25–50 mg) were extracted for condensed tannins with 70% acetone and 10 mM ascorbic acid. We used the butanol-HCl method to determine condensed tannin concentrations (Porter, Hrstich & Chan, 1986), with standards purified from narrowleaf cottonwood following the methods of Hagerman & Butler (1989). We quantified absorbance on a Spectramax-Plus 384 spectrophotometer (Molecular Devices, Sunnyvale, CA, U.S.A.). We also determined total litter per cent nitrogen and per cent phosphorus by modified micro-Kjeldahl digestion (Parkinson & Allen, 1975) followed by analysis on a Lachat AE Flow Injection Analyser (Lachat Instruments, Inc., Loveland, CO, U.S.A.), using the salicylate and molybdate-ascorbic acid methods, respectively (Lachat Instruments, Inc., 1992).

Litter decomposition

Air-dried leaves were weighed into 4-g quantities and placed in 6.4-mm-mesh litterbags (Trical netting, Edo. Aragua., Venezuela: available through Aquatic Eco-

systems, Apopka, FL, U.S.A.). Six leaf litter treatments were included in each of three streams (Fossil Creek, Oak Creek and Wet Beaver Creek): one treatment of each species in isolation and one treatment of an equal mixture of all five species (0.8 g each). Three additional treatments were used to compare three, three-species mixtures (1.33 g each) in just Wet Beaver Creek: three fast-decomposing species (ABC mixture: ash + alder + cottonwood), three slow-decomposing species (CDE mixture: cottonwood + sycamore + oak) and a mixture (ACE mixture) of the fastest (alder), slowest (oak) and the mid-rate species (cottonwood). Eight replicate bags ($n = 8$) were created for each treatment in each stream at each harvest date for a total of 720 litterbags (plus an additional 120 three-species mixture litterbags at Wet Beaver Creek). Litterbags were randomly assigned a harvest date, stream and a location (block) within the stream. Bags were anchored in the stream along 2-m lengths of steel rebar and wedged into place in active depositional areas. Litterbags were colour-coded by harvest date to assist harvesting and avoid disturbing neighbouring bags. Litterbags were harvested from the stream after 7, 14, 28, 56 and 83 days, placed into individual polyethylene zipper bags and transported on ice to the laboratory.

Litterbags were processed within 16 h of harvesting. Sediment and invertebrates were sieved through 250- μm nets for preservation in 70% ethanol. Remaining leaf material was rinsed with tap water and dried at 70 °C for 72 h. Dry leaf material was weighed and ground in a Wiley Mill to 425 μm . Ground material was combusted at 500 °C in a muffle furnace (Barnstead International, Dubuque, Iowa, U.S.A.) for 1 h to determine ash-free dry mass (AFDM).

Aquatic invertebrates

Preserved invertebrate samples were sieved through 1-mm-mesh to separate micro- from macroinvertebrates. Macroinvertebrate samples from harvest dates 7, 28 and 83 days were sorted under 2 \times magnification and aquatic insects (except some members of Diptera) were identified to genus using Merritt & Cummins (1996) and Wiggins (1996). Other invertebrates were identified to the lowest taxonomic level possible using Thorpe & Covich (2001). Reference specimens are maintained in the LeRoy Aquatic Ecology Laboratory at The Evergreen State College.

We identified 72 genera from a total of 49 families and 12 orders.

Statistical analyses

Data on water chemistry and physical parameters for each stream were analysed using analysis of variance (ANOVA) and *post hoc* comparisons (Tukey's honest significant difference, HSD) in JMP-IN 4.0.4 (Academic version; SAS Institute, Inc. 1989–2001, Cary, NC, U.S.A.). An alpha (type I error rate) of 0.05 was selected for all analyses.

Analysis of leaf litter decomposition required a natural log-transformation of AFDM remaining for two reasons, (i) to meet normality and equal variance assumptions and (ii) to determine the exponential decomposition rate constant (k) (Jenny, Gessel & Bingham, 1949; Olson, 1963; Benfield, 1996). Decomposition rate constants were compared using an equality of slopes test in SAS 8.01 (SAS Institute, Inc. 1999–2000). Expected decomposition rates for the three- and five-species mixtures (an average of each species in isolation) were compared with the observed decomposition rates for the mixtures using linear contrasts (at Hommel's corrected alpha levels) to test if litter breakdown of mixtures was non-additive (Swan & Palmer, 2004).

Invertebrate data were analysed using a variety of community analysis techniques. Species abundances, species richness, species evenness and Shannon's diversity index (H') were calculated for each litterbag at harvest dates 7, 28 and 83 days. Values were compared using ANOVA and *post hoc* comparisons (Tukey's HSD). To visualise assemblage-wide responses to leaf litter treatments, we used a relativised (to species maximum) non-metric multidimensional scaling (NMDS) ordination method with a Bray-Curtis distance measure in PC-ORD (Version 4.02, MJM Software, Gleneden Beach, OR, U.S.A.) and to test for differences among treatments we used a multi-response permutation procedure (MRPP) in the same program.

The invertebrate assemblages on mixed litter treatments were compared with assemblages we would expect to find in mixture based on the assemblages on species in isolation. We compared a matrix of invertebrate abundances on mixed litter to a matrix of the average abundance for each litter species in

isolation in the same stream block using MRPP and NMDS ordination.

Results

Chemical parameters

Oak Creek and Wet Beaver Creek had similar water chemistries, despite differences in altitude (Table 1) and flow. All three streams had similar pH ($F = 1.09$, $P = 0.345$), although, the travertine chemistry of Fossil Creek resulted in significantly higher specific conductivity ($F = 52989.55$, $P < 0.0001$), total dissolved solids ($F = 65474.42$, $P < 0.0001$) and salinity ($F = 7513.52$, $P < 0.0001$). Because of its low altitude and geothermal source, Fossil Creek was also the warmest ($F = 8.57$, $P = 0.001$). Nutrient concentrations differed among the three streams, including significantly higher nitrate, ammonium and phosphate at Oak Creek than either Wet Beaver Creek or Fossil Creek (NO_3^- : $F = 181.12$, $P < 0.0001$; NH_4^+ : $F = 42.53$, $P < 0.0001$; PO_4^{3-} : $F = 30.57$, $P < 0.0001$; Doucett *et al.*, unpublished data).

Litter decomposition

Initial litter chemistry differed among the species, with oak and alder having a higher N content, ash and oak having more P, and sycamore and oak having the highest condensed tannin concentrations (Table 2). These chemical differences could help explain why the trends in decomposition rate among the five leaf species were similar among all three streams, but showed overall different rates of decomposition (Fig. 2). In all three streams we found that cottonwood, alder and ash decomposed faster than oak and sycamore litter.

Comparing decomposition rates among streams, all species and the five species mixture showed slowest decomposition rates in Fossil Creek, fastest rates in Oak Creek and intermediate rates in Wet Beaver Creek (Table 2). When all five litter species were combined in equal proportions, the five-species mixture decomposed faster than expected compared with the five species alone in Oak Creek, although there was no difference in the other two streams (Fig. 3).

When the five species were mixed in three different three-species mixtures in just Wet Beaver Creek, we found that only the mixture including the three fastest

Species	Stream	% N	% P	% CT	Decomposition rate (day ⁻¹)
<i>Alnus oblongifolia</i>	OC	1.31 ± 0.03 ^c	0.05 ± 0.01 ^a	0.61 ± 0.07 ^a	0.0199 ± 0.0011 ^a
	WBC				0.0173 ± 0.0006 ^b
	FC				0.0149 ± 0.0009 ^b
<i>Fraxinus velutina</i>	OC	0.68 ± 0.09 ^a	0.22 ± 0.00 ^c	0.01 ± 0.01 ^a	0.0172 ± 0.0011 ^a
	WBC				0.0151 ± 0.0006 ^{ab}
	FC				0.0138 ± 0.0008 ^b
<i>Platanus wrightii</i>	OC	0.60 ± 0.01 ^a	0.13 ± 0.01 ^b	4.72 ± 0.12 ^c	0.0121 ± 0.0011 ^a
	WBC				0.0081 ± 0.0006 ^b
	FC				0.0069 ± 0.0008 ^b
<i>Populus fremontii</i>	OC	0.42 ± 0.00 ^a	0.04 ± 0.01 ^a	0.06 ± 0.05 ^a	0.0206 ± 0.0012 ^a
	WBC				0.0186 ± 0.0006 ^a
	FC				0.0176 ± 0.0008 ^a
<i>Quercus gambelii</i>	OC	0.85 ± 0.01 ^b	0.25 ± 0.02 ^c	2.13 ± 0.18 ^b	0.0138 ± 0.0011 ^a
	WBC				0.0076 ± 0.0006 ^b
	FC				0.0073 ± 0.0009 ^b
5 species mixture	OC	n/a	n/a	n/a	0.0200 ± 0.0011 ^a
	WBC				0.0133 ± 0.0006 ^b
	FC				0.0119 ± 0.0008 ^b

Values represent mean ± 1 SE for litter chemistry data and regression slopes ± 1 SE for the natural log-transformed linear regression model of decomposition rates (day⁻¹). Significant differences among initial leaf chemical measurements (Tukey's HSD) and in decomposition rates among streams for each species (Hommel's multiple comparison test) denoted with different lower-case letters.

FC: Fossil Creek, Arizona; OC: Oak Creek, Arizona; WBC: Wet Beaver Creek, Arizona; n/a: not applicable.

decomposing species showed non-additive decomposition in mixture. The mixture including alder + ash + cottonwood decomposed faster than expected (Fig. 4). The mid-rate mixture (alder + cottonwood + oak) and the slow decomposing mixture (cottonwood + sycamore + oak) decomposed as expected.

Litter species explained a larger proportion of the total variance in decomposition than either stream or the stream-species interaction. The per cent variance explained by stream and the interaction term were relatively constant ranging between 0% and 22% over the entire study period (Fig. 5), whereas the per cent variance explained by leaf species decreased through time. At harvest day 7 almost 97% of the variance in decomposition rate was due to leaf species differences, but by day 83 the variance explained by species had dropped to about 45%, which was still considerably higher than the variance explained by either stream or the interaction term.

Macroinvertebrate assemblages

Aquatic invertebrate richness, evenness and diversity were affected by harvest date and differences among

Table 2 Initial litter chemistry (N, nitrogen; P, phosphorus; CT, condensed tannin) and decomposition rates for each species incubated in each stream

streams. Throughout the study, macroinvertebrate species diversity increased with harvest date in all three streams and also increased within each stream for each leaf litter species, with the exception of alder leaves in Oak Creek (Table 3). In general, invertebrate diversity measures did not differ among leaf litter species with three exceptions. In Fossil Creek at harvest day 28, cottonwood litter had fewer invertebrate species than sycamore. In Wet Beaver Creek at day 7 cottonwood litter had fewer species than alder and at day 28 cottonwood and ash hosted assemblages with lower species evenness values than oak. Of 27 comparisons only these three were significant at Bonferroni-corrected alpha levels, indicating that plant species explained little of the variation in invertebrate species richness, evenness or diversity.

The MRPP procedure with NMDS visualisation revealed that aquatic invertebrate assemblages differed among the three streams (MRPP $A = 0.09$, $P < 0.0001$; Fig. 6), the three harvests (MRPP $A = 0.04$, $P < 0.0001$) and among the five species (MRPP $A = 0.01$, $P < 0.0001$). The A statistic provides an estimate of the effect size of a treatment on assemblage structure. An A of 0.09 for stream shows a

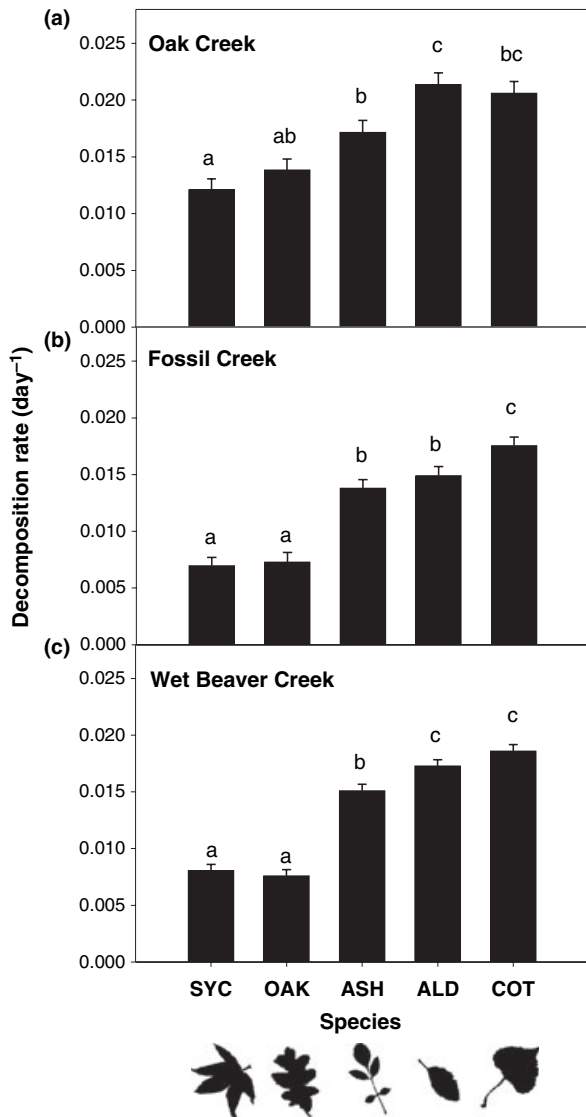


Fig. 2 Leaf litter decomposition rates for five species in three streams (SYC = *Platanus wrightii*, OAK = *Quercus gambelii*, ASH = *Fraxinus velutina*, ALD = *Alnus oblongifolia*, COT = *Populus fremontii*). Values represent regression slopes ± 1 SE for the ln-transformed regression model of decomposition rate (day^{-1}). Lower case letters denote pairwise slope differences at a Hommel's corrected alpha-level.

relatively strong effect according to McCune & Grace (2002), whereas the leaf litter species treatment only shows an A of 0.01, a relatively weak effect. Of the three sources of variation, stream was the strongest factor structuring invertebrate assemblages and it was driven mostly by differences in invertebrate abundances overall (Pearson's $r = 0.502$, $r^2 = 0.252$). A list of indicator species shows that over 40 species were unique to a particular stream environment, whereas

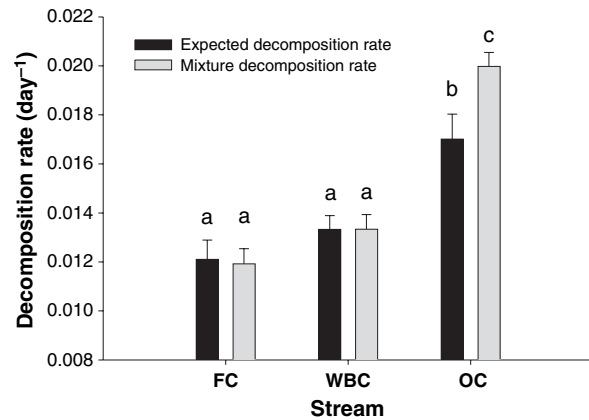


Fig. 3 Decomposition rates of the five-species mixed litter treatments (■) compared with the expected decomposition rates (■) based on each of the five species in isolation (five-species mixture = alder + ash + cottonwood + sycamore + oak; FC = Fossil Creek; OC = Oak Creek and WBC = Wet Beaver Creek). Values represent regression slopes ± 1 SE for the ln-transformed regression model of decomposition rate (day^{-1}). Lower case letters denote pairwise slope differences at a Hommel's corrected alpha-level.

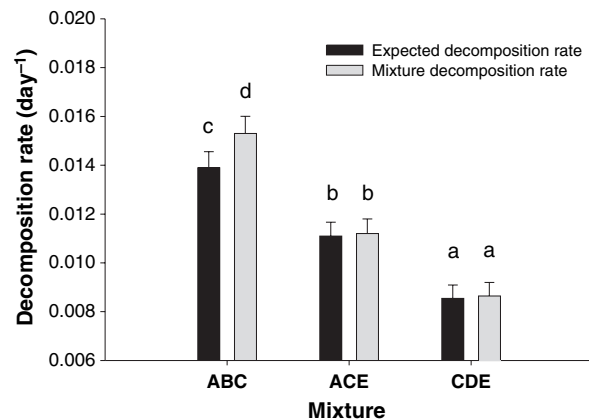


Fig. 4 Decomposition rates of the three-species mixed litter treatments (■) compared with the expected decomposition rates (■) based on each of the three species in isolation (ABC = ash + alder + cottonwood; ACE = ash + cottonwood + oak; CDE = cottonwood + sycamore + oak). Values represent regression slopes ± 1 SE for the ln-transformed regression model of decomposition rate (day^{-1}). Lower case letters denote pairwise slope differences at a Hommel's corrected alpha-level.

no species was unique to a particular litter species or mixture (Table 4).

Differences among streams can be attributed to a number of genera being found in only one of the streams, as well as to differences in the abundance of widespread taxa. In general, the invertebrate assem-

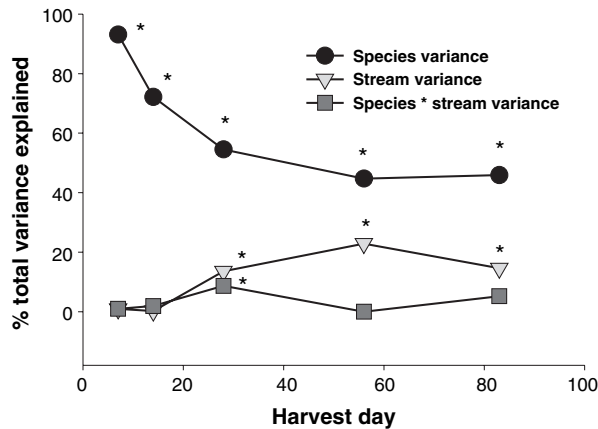


Fig. 5 Per cent variance explained by litter species (●), stream characteristics (▽) and species × stream interaction (■) through time in stream. Asterisks (*) denote factors that describe a significant fraction of the variability ($P < 0.05$).

Table 3 Macroinvertebrate species richness as a function of harvest day for each leaf litter species in each stream

Species	Stream	Slope	r^2	P -value
<i>Platanus wrightii</i>	FC	0.09174	0.4610	0.0004*
	OC	0.06881	0.3396	0.0028*
	WBC	0.21031	0.8352	<0.0001*
<i>Quercus gambelii</i>	FC	0.15232	0.4848	0.0005*
	OC	0.04952	0.2468	0.0135*
	WBC	0.24350	0.8886	<0.0001*
<i>Populus fremontii</i>	FC	0.10337	0.5230	<0.0001*
	OC	0.05615	0.3765	0.0018*
	WBC	0.18828	0.8060	<0.0001*
<i>Fraxinus velutina</i>	FC	0.11454	0.4308	0.0007*
	OC	0.09646	0.5307	<0.0001*
	WBC	0.20687	0.8124	<0.0001*
<i>Alnus oblongifolia</i>	FC	0.12141	0.5048	0.0001*
	OC	0.02879	0.1063	0.1289
	WBC	0.17813	0.6848	<0.0001*

Values represent slopes, r^2 and P -values for linear regression (asterisks denote significance above an alpha 0.05 level).

FC: Fossil Creek, Arizona; OC: Oak Creek, Arizona; WBC: Wet Beaver Creek, Arizona.

blages among streams differed in terms of species richness, species abundances, species evenness and Shannon's diversity index (H'). Fossil Creek and Wet Beaver Creek had significantly higher overall species richness than Oak Creek ($F = 26.62$, $P < 0.0001$). Wet Beaver Creek had significantly more invertebrates per litterbag than either Fossil Creek or Oak Creek ($F = 29.91$, $P < 0.0001$), but significantly lower species diversity than either other creek according to Shannon's diversity index ($F = 34.15$, $P < 0.0001$). Oak

Creek showed the highest species evenness and was significantly different from both other streams, but Fossil Creek also showed significantly higher species evenness than Wet Beaver Creek ($F = 99.33$, $P < 0.0001$). All three streams also showed significantly different macroinvertebrate assemblages colonising the five-species litter mixture at each of the three harvest dates (day 7: $A = 0.11$, $P < 0.0001$; day 28: $A = 0.13$, $P < 0.0001$; day 83: $A = 0.14$, $P < 0.0001$). Similar differences in taxa among streams resulted in this pattern.

There were 40 genera unique to one of the three streams, although many of these genera may not be directly involved in shredding leaf litter. Taxa that were likely involved in decomposition include the leaf shredding caddisfly larvae, *Hesperophylax designatus* Walk. and *Limnephilus* sp. (Limnephilidae), which were abundant at the highest altitude site (Oak Creek) and *Phylloicus* sp. (Calamoceratidae), which was abundant in Wet Beaver Creek. A shredding beetle larva, *Peltodytes* sp. (Haliplidae), was common in Fossil Creek and a shredding stonefly larva, *Zealeuctra* sp. (Leuctridae), was only found in Oak Creek.

Species diversity of litter also affected the invertebrate species colonising leaf packs. In all three streams, the invertebrate assemblage colonising mixed litter treatments differed from the expected assemblage based on all species in isolation for both five-species and three-species mixtures (Table 5). Specifically, in Fossil Creek, the invertebrate assemblage colonising the five-species litter mixture differed from the expected invertebrate assemblage for the five-species in isolation on harvest date 28. In Oak Creek, the invertebrate assemblage colonising the five-species litter mixture differed from the expected invertebrate assemblage on harvest dates 7 and 28. And in Wet Beaver Creek, the invertebrate assemblage colonising the five-species litter mixtures differed from the expected invertebrate assemblage on all three harvest dates (Table 5).

In Wet Beaver Creek, the invertebrate assemblage colonising the three three-species litter mixtures differed from the expected assemblage based on the three species in isolation for all species mixtures (Table 5). The fast decomposing mixture (ABC: alder + ash + cottonwood) invertebrate assemblage differed from the expected assemblage on all three harvest dates. The mid-rate mixture (ACE: alder + cottonwood + oak) invertebrate assemblage differed

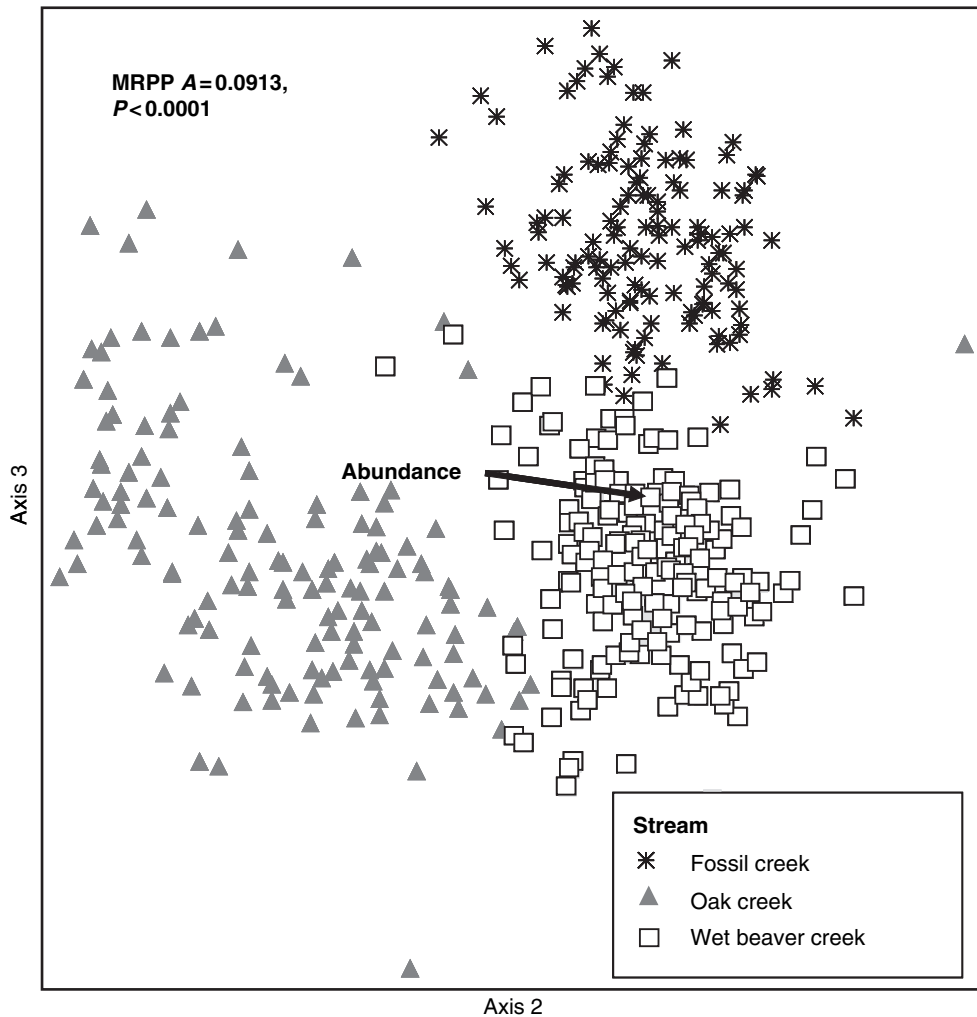


Fig. 6 NMDS ordination of macroinvertebrate composition for Fossil Creek (*), Oak Creek (▲) and Wet Beaver Creek (□), MRPP $A = 0.09$, $P < 0.0001$. Bi-plot vector shows a correlation of the matrix with invertebrate abundance (Pearson's $r = 0.502$, $r^2 = 0.252$).

from the expected assemblage on harvest dates 28 and 83. And the slow decomposing mixture (CDE: cottonwood + sycamore + oak) invertebrate assemblage differed from expected on harvest dates 7 and 28.

Discussion

Our results show that leaf quality was more important than stream differences in determining decomposition rate, among the measured streams, at least in this restricted range of streams. Leaf quality affected decomposition in predictable ways based on leaf toughness, leaf chemistry and generalisable patterns based on taxonomic family (Webster & Benfield, 1986). Although there were not significant differences

in decomposition among all five species as we predicted, we did find consistent differences in all three streams where ash, alder and cottonwood decomposed more rapidly than sycamore and oak.

Although species differences explain the majority of the variation in decomposition rates, differences among streams are also important sources of variation. Of course, the streams chosen here are relatively similar and the choice of a more heterogeneous range of sites may have shown stronger differences among them, relative to differences among species. Nevertheless, these results confirmed our prediction that streams would differ in litter breakdown, because of differences in water quality and macroinvertebrate assemblages, despite their geographic proximity. Because of the correlative nature of this study, we

Indicator species or taxon (Family)	Indicator value	P-value	Stream
Hydracarina	7.8	0.027	Fossil Creek
<i>Huleechius</i> sp. (Elmidae)	34	0.001	Fossil Creek
<i>Peltodytes</i> sp. (Haliplidae)*	5.2	0.001	Fossil Creek
Ceratopogonidae	43.9	0.001	Fossil Creek
<i>Caloparyphus</i> sp. (Stratiomyidae)	29.6	0.001	Fossil Creek
<i>Fossaria</i> sp. (Lymnaeidae)	34.1	0.001	Fossil Creek
<i>Physella</i> sp. (Physidae)	97.1	0.001	Fossil Creek
<i>Gyraulus</i> sp. (Planorbidae)	32.5	0.001	Fossil Creek
Nematoda	24.5	0.001	Fossil Creek
<i>Hetaerina</i> sp. (Calopterygidae)	16.7	0.001	Fossil Creek
<i>Argia</i> sp. (Coenagrionidae)	57.1	0.001	Fossil Creek
Ostracoda	21.8	0.001	Fossil Creek
<i>Hydroptila</i> sp. (Hydroptilidae)	29.8	0.001	Fossil Creek
<i>Mayatrichia</i> sp. (Hydroptilidae)	3.7	0.003	Fossil Creek
<i>Oxyethira</i> sp. (Hydroptilidae)	3	0.008	Fossil Creek
<i>Pisidium</i> sp. (Sphaeriidae)	26.3	0.001	Oak Creek
Copepoda	27.4	0.001	Oak Creek
<i>Callibaetis</i> sp. (Baetidae)	24.8	0.001	Oak Creek
<i>Cinygmula</i> sp. (Heptageniidae)	6.4	0.001	Oak Creek
<i>Zealeuctra</i> sp. (Leuctridae)*	13.8	0.001	Oak Creek
<i>Lepidostoma</i> sp. (Lepidostomatidae)	3.5	0.006	Oak Creek
<i>Hesperophylax</i> sp. (Limnephilidae)*	80.9	0.001	Oak Creek
<i>Limnephilus</i> sp. (Limnephilidae)*	22.3	0.001	Oak Creek
<i>Polycentropus</i> sp. (Polycentropodidae)	71.9	0.001	Oak Creek
<i>Gumaga</i> sp. (Sericostomatidae)	17	0.001	Oak Creek
<i>Psephenus</i> sp. (Psephenidae)	16.4	0.001	Wet Beaver Creek
Chironomidae	59.2	0.001	Wet Beaver Creek
<i>Baetis</i> sp. (Baetidae)	40.4	0.001	Wet Beaver Creek
<i>Caenis</i> sp. (Caenidae)	35.5	0.001	Wet Beaver Creek
<i>Choroterpes</i> sp. (Leptophlebiidae)	12.4	0.001	Wet Beaver Creek
<i>Paraleptophlebia</i> sp. (Leptophlebiidae)	43.6	0.001	Wet Beaver Creek
<i>Tricorythodes</i> sp. (Tricorythidae)	60.1	0.001	Wet Beaver Creek
<i>Leptohyphes</i> sp. (Tricorythidae)	5.5	0.003	Wet Beaver Creek
<i>Ferrissia</i> sp. (Ancyliidae)	6.5	0.001	Wet Beaver Creek
Hirudinea	6.3	0.004	Wet Beaver Creek
<i>Brachycentrus</i> sp. (Brachycentridae)	4	0.003	Wet Beaver Creek
<i>Phylloicus</i> sp. (Calamoceratidae)*	11.6	0.001	Wet Beaver Creek
<i>Helicopsyche</i> sp. (Helicopsychidae)	47	0.001	Wet Beaver Creek
<i>Hydropsyche</i> sp. (Hydropsychidae)	11.8	0.001	Wet Beaver Creek
<i>Cheumatopsyche</i> sp. (Hydropsychidae)	5	0.002	Wet Beaver Creek
<i>Mystacides</i> sp. (Leptoceridae)	14.4	0.001	Wet Beaver Creek
<i>Nectopsyche</i> sp. (Leptoceridae)	50.8	0.001	Wet Beaver Creek
<i>Oecetis</i> sp. (Leptoceridae)	5.5	0.015	Wet Beaver Creek

Values represent indicator values, Monte Carlo *P*-values and the stream indicated. Asterisks denote potential shredding taxa.

were unable to determine the mechanisms for these differences, although we suggest that decomposition was fastest in Oak Creek because of high nitrogen concentration and high abundance of the shredding caddisfly *H. designatus*. The location we chose in Oak Creek was 0.5 km downstream from a fish hatchery, which has been shown to cause high nutrient concentrations in a related monitoring project (Doucett *et al.*, unpublished data). High nitrate is generally

correlated with faster decomposition (Meyer & Johnson, 1983; Suberkropp & Chauvet, 1995) and may also indirectly affect decomposition through an increase in invertebrate secondary production.

Although invertebrate species richness was low in Oak Creek, invertebrate biomass was high. Specifically, the large (2-cm average length) leaf shredding caddisfly *H. designatus* was abundant, occasionally reaching over 90 individuals per litterbag. The site

Table 4 Indicator species analysis results for species (or taxa) unique to different streams

Table 5 NMDS ordination results comparing the invertebrate assemblages on each litter mixture to the average invertebrate assemblage on each litter species in isolation (5-mix = alder + ash + cottonwood + sycamore + oak; ABC mix = alder + ash + cottonwood; ACE mix = alder + cottonwood + oak; CDE = cottonwood + sycamore + oak)

Mixture	Harvest 1 (7 days)	Harvest 3 (28 days)	Harvest 5 (83 days)
5-mix FC	$A = 0.0171, P = 0.1038$	$A = 0.0214, P = 0.0261^*$	$A = 0.0138, P = 0.0815$
5-mix OC	$A = 0.0413, P = 0.0072^*$	$A = 0.0261, P = 0.0342^*$	$A = 0.0221, P = 0.0532$
5-mix WBC	$A = 0.0413, P = 0.0005^*$	$A = 0.0394, P = 0.0054^*$	$A = 0.0369, P = 0.0129^*$
ABC mix WBC	$A = 0.0286, P = 0.0244^*$	$A = 0.0296, P = 0.0145^*$	$A = 0.0453, P = 0.0108^*$
ACE mix WBC	$A = 0.0120, P = 0.0956$	$A = 0.0506, P = 0.0002^*$	$A = 0.0468, P = 0.0036^*$
CDE mix WBC	$A = 0.0282, P = 0.0228^*$	$A = 0.0545, P < 0.0001^*$	$A = 0.0263, P = 0.0588$

Values represent MRPP A values and P -values for each comparison. Asterisks denote significant differences at an alpha of 0.05. FC: Fossil Creek, Arizona; OC: Oak Creek, Arizona; WBC: Wet Beaver Creek, Arizona.

chosen within Oak Creek was also the highest in altitude of the three stream sites and, because of its relatively closed canopy, potentially the most dependent on leaf litter inputs. This could also have led to faster decomposition (Vannote *et al.*, 1980). In contrast, the lower decomposition rates in Fossil Creek were probably because of travertine deposition on leaf surfaces, which can impede microbial conditioning and physical fragmentation (Casas & Gessner, 1999). Travertine deposition can also affect leaf surface interactions with detritivores and may have led to a reduction in leaf shredding in Fossil Creek.

In contrast to leaf litter decomposition, the main source of variation in macroinvertebrate assemblages was the difference among streams. We found distinct assemblages of invertebrates among the three streams and over 40 indicator species for a specific stream. We also found differences in invertebrate assemblages across the three harvest dates and among the five leaf species and mixtures, although these differences were more subtle than the differences among streams. Although invertebrate assemblages differed dramatically among streams, leaf decomposition was most affected by substrate quality, not stream-to-stream differences in the shredder assemblage.

We predicted that mixtures of litter would breakdown in all three streams at rates different from those expected from the rate of each species alone, although we did not predict the direction of this difference. Such effects were modest overall. We found the five-species mixture showed accelerated decomposition rates in one of the three streams (Oak Creek). We also showed some acceleration of decomposition when three relatively labile litter species are mixed (alder + ash + cottonwood), but not for three recalcitrant species (cottonwood + sycamore + oak) or for a

mixture of labile and recalcitrant species (alder + cottonwood + oak). These results provide evidence for the potential effects of riparian tree species diversity on stream ecosystem function, especially under conditions of rapid decomposition. Interestingly, these results contradict recent research showing depressed rates of decomposition for mixed litters (Jonsson & Malmqvist, 2003; Swan & Palmer, 2004), arguing that diversity effects on stream ecosystems might be species-specific or location-specific.

We also predicted that the litter mixtures would show differences in aquatic macroinvertebrate assemblages compared with the five species in isolation. Although decomposition rates in mixture only differed from expected in one stream, macroinvertebrate assemblages differed from expected in all three streams showing that invertebrate assemblages colonising leaf litter mixtures differ from the assemblages colonising single species. The three-species mixtures showed non-additive effects on aquatic macroinvertebrate assemblages, regardless of which three species were present. These results provide strong evidence for the importance of species diversity (riparian tree diversity in this case) for invertebrate diversity.

This research provides evidence that diverse litter inputs may be important in maintaining aquatic diversity and should be considered during the formulation of riparian restoration strategies (Knopf *et al.*, 1988). Riparian restoration projects often involve the re-vegetation of slopes adjacent to rivers with single species or single clones of species (Winfield & Hughes, 2002). Additionally, many stream ecosystems are being overrun by invasive species, dramatically reducing tree biodiversity [e.g. *Tamarix* sp., *Elaeagnus angustifolia* L., *Ailanthus altissima* (P. Mill.) Swingle]. The continued neglect of systems affected by invasive

species and the continued use of single-species restoration practices in riparian forestry could lead to the loss of aquatic species diversity and possibly to the alteration of aquatic ecosystem processes.

Acknowledgments

We thank the Ecological Restoration Institute (Flagstaff, AZ, U.S.A.) and the National Science Foundation (Grants DEB-0130487, IRCEB-0078280 and FIBR-0425908) for funding. The Marks, Whitham, Hart and Hungate labs at NAU provided laboratory assistance and comments: D. Fischer, J. Schweitzer, J. Bailey, R. Bangert, G. Wimp, T. Whitham, B. Hungate, S. Hart, D. Guido, G. Haden, E. Dinger, J. Moan, C. Williamson, R. Doucett, S. Bartz, L. Goodman, M. Allwright, C. Carter, A. Martinez, M. Klatzker, S. McClure, J. Gross, R. Davis, E. Yazzie, D. Jamieson.

References

- Ashton E.C., Hogarth P.J. & Ormond R. (1999) Breakdown of mangrove leaf litter in a managed mangrove forest in Peninsular Malaysia. *Hydrobiologia*, **413**, 77–88.
- Baldy V., Gessner M.O. & Chauvet E. (1995) Bacteria, fungi and the breakdown of leaf litter in a large river. *Oikos*, **74**, 93–102.
- Benfield E.F. (1996) Leaf breakdown in stream ecosystems. In: *Methods in Stream Ecology* (Eds F.R. Hauer & G.A. Lamberti), pp. 579–589. Academic Press, San Diego.
- Benfield E.F., Webster J.R., Tank J.L. & Hutchens J.J. (2001) Long-term patterns in leaf breakdown in streams in response to watershed logging. *International Review of Hydrobiology*, **86**, 467–474.
- Benfield E.F., Webster J.R., Golladay S.W., Peters G.T. & Stout B.M. (1991) Effects of forest disturbance on leaf breakdown in southern Appalachian streams. *Verhandlungen der Internationalen Vereinigung für Theoretische und Angewandte Limnologie*, **24**, 1687–1690.
- Briones M.J.I. & Ineson P. (1996) Decomposition of *Eucalyptus* leaves in litter mixtures. *Soil Biology and Biochemistry*, **28**, 1381–1388.
- Carpenter J., Odum W.E. & Mills A. (1983) Leaf litter decomposition in a reservoir affected by acid mine drainage. *Oikos*, **41**, 165–172.
- Casas J.J. & Gessner M.O. (1999) Leaf litter breakdown in a Mediterranean stream characterized by travertine precipitation. *Freshwater Biology*, **41**, 781–793.
- Chergui H. & Pattee E. (1988) The effect of water current on the decomposition of dead leaves and needles. *Verhandlungen der Internationalen Vereinigung für Theoretische und Angewandte Limnologie*, **23**, 1294–1298.
- Cortes R.M.V., Graça M.A.S. & Monzón A. (1994) Replacement of alder by eucalypt along two streams with different characteristics: differences on decay rates and consequences to the system functioning. *Verhandlungen der Internationalen Vereinigung für Theoretische und Angewandte Limnologie*, **25**, 1697–1702.
- Cummins K.W., Wiltzbach M.A., Gates D.M., Perry J.B. & Taliaferro W.B. (1989) Shredders and riparian vegetation: leaf litter that falls into streams influences communities of stream invertebrates. *BioScience*, **39**, 24–31.
- Dalias P., Mprezetou I. & Troumbis A.Y. (2003) Use of a modified litterbag technique for the study of litter mixtures. *European Journal of Soil Biology*, **39**, 57–64.
- Dangles O. & Guérol F. (2001) Linking shredders and leaf litter processing: insights from an acidic stream study. *International Review of Hydrobiologie*, **86**, 395–406.
- Finzi A.C. & Canham C.D. (1998) Non-additive effects of litter mixtures on net N mineralization in a southern New England forest. *Forest Ecology and Management*, **105**, 129–136.
- Fleituch T. (2001) Beech leaf breakdown and POM storage along an altitudinal stream gradient. *International Review of Hydrobiology*, **86**, 515–525.
- Francis A.J., Quinby H.L., Hendrey G.R. & Hoogendyk C.G. (1983) Leaf-litter decomposition in three Adirondack lakes. *Lake George Symposium Proceedings*, **3**, Lake George, NY April 9, 1983.
- Graça M.A.S. (2001) The role of invertebrates on leaf litter decomposition in streams – a review. *International Review of Hydrobiology*, **86**, 383–393.
- Hagerman A.E. & Butler L.G. (1989) Choosing appropriate methods and standards for assaying tannin. *Journal of Chemical Ecology*, **15**, 1795–1810.
- Hansen R.A. (1999) Red oak litter promotes a microarthropod functional group that accelerates its decomposition. *Plant and Soil*, **209**, 37–45.
- Hieber M. & Gessner M.O. (2002) Contribution of stream detritivores, fungi, and bacteria to leaf breakdown based on biomass estimates. *Ecology*, **83**, 1026–1038.
- Hoorens B., Aerts R. & Stroetenga M. (2003) Does initial litter chemistry explain litter mixture effects on decomposition? *Oecologia*, **442**, 578–586.
- Jenkins C.C. & Suberkropp K. (1995) The influence of water chemistry on the enzymatic degradation of leaves in streams. *Freshwater Biology*, **33**, 245–253.
- Jenny H., Gessel S.P. & Bingham F.T. (1949) Comparative study of decomposition rates of organic matter in temperate and tropical regions. *Soil Science*, **68**, 419–432.

- Jonsson M. & Malmqvist B. (2003) Mechanisms behind positive diversity effects on ecosystem functioning: testing the facilitation and interference hypotheses. *Oecologia*, **134**, 554–559.
- Kaneko N. & Salamanca E.F. (1999) Mixed leaf litter effects on decomposition rates and soil microarthropod communities in an oak-pine stand in Japan. *Ecological Research*, **14**, 131–138.
- Knopf F.L., Johnson R.R., Rich T., Samson F.B. & Szaro R.C. (1988) Conservation of riparian ecosystems in the United States. *Wilson Bulletin*, **100**, 272–284.
- Lachat Instruments, Inc. (1992) *Quickchem Method 13-107-06-2-D*. Loveland, CO.
- Leff L.G. & McArthur J.V. (1989) The effect of leaf pack composition on processing: a comparison of mixed and single species packs. *Hydrobiologia*, **182**, 219–224.
- Maamri A., Bärlocher F., Pattee E. & Chergui H. (2001) Fungal and bacterial colonization of *Salix pedicellata* leaves decaying in permanent and intermittent streams in eastern Morocco. *International Review of Hydrobiology*, **86**, 337–348.
- McCune B. & Grace J.B. (2002) *Analysis of Ecological Communities*. MjM Software Design, Gleneden Beach, OR.
- Merritt R.W. & Cummins K.W. (1996) *An Introduction to the Aquatic Insects of North America*, 3rd edn. Kendall-Hunt Publishing Company, Dubuque, IA.
- Meyer J.L. & Johnson C. (1983) The influence of elevated nitrate concentration on rate of leaf decomposition in a stream. *Freshwater Biology*, **13**, 177–183.
- Minshall G.W., Petersen R.C., Cummins K.W., Bott T.L., Sedell J.R., Cushing C.E. & Vannote R.L. (1983) Interbiome comparison of stream ecosystem dynamics. *Ecological Monographs*, **53**, 1–25.
- Olson J.S. (1963) Energy storage and the balance of producers and decomposers in ecological systems. *Ecology*, **44**, 322–330.
- Ostrofsky M.L. (1997) Relationship between chemical characteristics of autumn-shed leaves and aquatic processing rates. *Journal of the North American Benthological Society*, **16**, 750–759.
- Parkinson J.A. & Allen S.E. (1975) A wet oxidation procedure suitable for the determination of nitrogen and mineral nutrients in biological material. *Communications in Soil Science and Plant Analysis*, **6**, 1–11.
- Petersen R.C. & Cummins K.W. (1974) Leaf processing in a woodland stream. *Freshwater Biology*, **4**, 343–368.
- Porter L.J., Hrstich L.N. & Chan B.C. (1986) The conversion of procyanidins and prodelphinidins to cyanidin and delphinidin. *Phytochemistry*, **25**, 223–230.
- Pozo J., Basaguren A., Elósegui A., Molinero J., Fabre E. & Chauvet E. (1998) Afforestation with *Eucalyptus globulus* and leaf litter decomposition in streams of northern Spain. *Hydrobiologia*, **373–374**, 101–109.
- Sponseller R.A. & Benfield E.F. (2001) Influences of land use on leaf breakdown in southern Appalachian headwater streams: a multiple-scale analysis. *Journal of the Northern American Benthological Society*, **20**, 44–59.
- Stout B.M. & Coburn C.B. Jr. (1989) Impact of highway construction on leaf processing in aquatic habitats of eastern Tennessee. *Hydrobiologia*, **178**, 233–242.
- Suberkropp K. & Chauvet E. (1995) Regulation of leaf breakdown by fungi in streams: influences of water chemistry. *Ecology*, **76**, 1433–1445.
- Swan C.M. & Palmer M.A. (2004) Leaf diversity alters litter breakdown in a Piedmont stream. *Journal of the North American Benthological Society*, **23**, 15–28.
- Thorpe J.H. & Covich A.P. (2001) *Ecology and Classification of North American Freshwater Invertebrates*, 2nd edn. Academic Press, San Diego, CA.
- Vannote R.L., Minshall G.W., Cummins K.W., Sedell J.R. & Cushing C.E. (1980) The river continuum concept. *Canadian Journal of Fisheries and Aquatic Sciences*, **37**, 130–137.
- Wallace J.B., Webster J.R. & Cuffney T.F. (1982) Stream detritus dynamics: regulation by invertebrate consumers. *Oecologia*, **53**, 197–200.
- Wallace J.B., Eggert S.L., Meyer J.L. & Webster J.R. (1997) Multiple trophic levels of a forest stream linked to terrestrial litter inputs. *Science*, **277**, 102–104.
- Webster J.R. & Benfield E.F. (1986) Vascular plant breakdown in freshwater ecosystems. *Annual Review of Ecology and Systematics*, **17**, 567–594.
- Webster J.R., Benfield E.F., Erhman T.P., Schaeffer M.A., Tank J.L., Hutchens J.J. & D'Angelo D.J. (1999) What happens to allochthonous material that falls into streams: a synthesis of new and published information from Coweeta. *Freshwater Biology*, **41**, 687–705.
- Whiles M.R. & Wallace J.B. (1997) Leaf litter decomposition and macroinvertebrate communities in headwater streams draining pine and hardwood catchments. *Hydrobiologia*, **353**, 107–119.
- Wiggins G.B. (1996) *Larvae of the North American caddisfly genera (Trichoptera)*, 2nd edn. University of Toronto Press, Toronto, Ontario, Canada.
- Winfield M. & Hughes F.M.R. (2002) Variation in *Populus nigra* clones: implications for river restoration projects in the United Kingdom. *Wetlands*, **22**, 33–48.
- Zimmer M. (2002) Is decomposition of woodland leaf litter influenced by its species richness? *Soil Biology and Biochemistry*, **34**, 277–284.

(Manuscript accepted 5 December 2005)